



# Wakefield Park Raceway

## Round 3 : April 16 - 18



ASBK.COM.AU f t i y

### MOTORSPORTS TV SUPERSPORT CHAMPIONSHIP

#### Qualifying 2

Date: 17/04/21  
 Event: Q08  
 Weather: Partly cloudy - Temp: 17.8C  
 Track: Dry - Temp: 30.5C


Started at: 14:00:35  
 Laps: 25 Min  
 Starters: 16  
 Printed at: 14:35


#### PROVISIONAL CLASSIFICATION


Pos	No	Name	Machine	Fastest Lap	On Lap	Behind Leader	Behind Prev
1	127	Max STAUFFER (NSW) / GTR MotoStars Team / RS&C / Doctor Mak / Yamaha / YRD / Link / Pirelli	Yamaha YZF-R6	58.606	13 of 19		
2	17	Broc PEARSON (QLD) / YRD / Yamaha Motor Aust. / City2Surf Locksmith	Yamaha YZF-R6	58.886	5 of 14	.280	.280
3	26	Tom EDWARDS (NSW) / Bikebiz / Andrea Homes	Yamaha YZF-R6	58.898	3 of 5	.292	.012
4	86	Dallas SKEER (SA) / Penrite Oils / Barry Francis M-c / Suzuki Aust. / Stefs T-port / Nolan Helmets	Suzuki GSXR	59.746	7 of 15	1.140	.848
5	42	Jack PASSFIELD (NSW) / Stay Upright Rider Training / MCC Security / Dmoto / GASD Suspension	Yamaha YZF-R6	59.814	8 of 10	1.208	.068
6	68	Luke POWER (VIC) / Proworx / Blayney M-cycles / Well Sprung M-cycle Suspension / Penrite Oils	Kawasaki ZX6R	59.831	14 of 19	1.225	.017
7	44	Tom BRAMICH (VIC) / Apex / The Bare Bird / Nolan Helmets / Ricondi	Yamaha YZF-R6	59.838	5 of 5	1.232	.007
8	61	Rhys BELLING (VIC) / LXI Racing / Yamaha Aust. / The Grinning Dingo / XXX-Rated Suspension	Yamaha YZF-R6	1:00.367	6 of 18	1.761	.529
9	12	Joel TAYLOR (NSW) / JMT Civil / YRD	Yamaha YZF-R6	1:00.499	3 of 5	1.893	.132
10	46	Aidan HAYES (NSW) / Hayes Johnston PL / Hayes Electrical / YRD / Sheppards Diesel / West Sliders	Yamaha YZF-R6	1:00.913	14 of 14	2.307	.414
11	39	Scott NICHOLSON (VIC) / Traction Control M-sport / G. Williams Motorcycle Eng. / RST Moto / KYT	Yamaha YZF-R6	1:00.941	6 of 13	2.335	.028
12	74	Timothy LARGE (VIC) / Race Center/ The Grinning Dingo / Ari Helmets / Coach Campbell	Yamaha YZF-R6	1:00.967	11 of 11	2.361	.026
13	58	Mitch KUHNE (QLD) / Shark Leathers / Phresh Ink / NO FOMO Fit / Red Bull / Nolan/X-Lite Helmets	Yamaha YZF-R6	1:01.030	13 of 20	2.424	.063
14	96	Luke MITCHELL (NSW) / JNL Racing Yamaha	Yamaha YZF-R6	1:01.225	17 of 19	2.619	.195
15	10	Noel MAHON (VIC) / Ross Services / Aark Suspension & Tuning	Kawasaki ZX6R	1:02.056	8 of 18	3.450	.831
16	23	Ryan SELLEN (NSW) / Two Wheel Obsession / Security Solutions	Yamaha YZF-R6	1:02.436	13 of 21	3.830	.380

Current qualifying record for SS class - 58.526 by Broc PEARSON (QLD) on a Yamaha YZF-R6 set on 17/04/21

The results are provisional until the end of the time limit for protests and appeals.

  
 Chief Timekeeper - Scott Lang

  
 Race Director - Tom Williams

  
 Clerk of Course - Paul Hinds



[www.computime.com.au](http://www.computime.com.au)  
 COMPUTIME RACE TIMING SYSTEMS PTY LTD





# Wakefield Park Raceway

## Round 3 : April 16 - 18



ASBK.COM.AU f t i y

### MOTORSPORTS TV SUPERSPORT CHAMPIONSHIP

#### Qualifying 2

Date: 17/04/21  
 Event: Q08  
 Weather: Partly cloudy - Temp: 17.8C  
 Track: Dry - Temp: 30.5C

Started at: 14:00:35  
 Laps: 25 Min  
 Starters: 16  
 Printed at: 14:35

#### PROVISIONAL LAP TIMES

No	Name	Lap 1	Lap 2	Lap 3	Lap 4	Lap 5	Lap 6	Lap 7	Lap 8	Lap 9	Lap 10
10	Noel MAHON (VIC)	1:13.956	1:03.377	1:02.896	1:02.257	2:50.161	1:12.702	1:02.368	<b>1:02.056</b>	3:19.757	1:12.734
10		1:02.864	1:02.951	1:03.079	1:02.975	2:47.401	1:13.849	1:03.056	1:02.916		
12	Joel TAYLOR (NSW)	1:10.356	1:01.294	<b>1:00.499</b>	1:00.577	1:00.747					
17	Broc PEARSON (QLD)	1:14.542	59.935	59.372	1:00.071	<b>58.886</b>	11:08.454	1:10.013	59.562	59.158	59.127
10		59.155	58.918	1:03.725	59.160						
23	Ryan SELLEN (NSW)	1:15.497	1:05.050	1:04.207	1:03.306	1:03.244	1:04.671	1:03.270	1:31.974	1:11.651	1:03.248
10		1:02.713	1:03.008	<b>1:02.436</b>	1:02.767	2:48.954	1:18.225	1:02.621	1:02.761	1:03.119	1:03.072
20		1:03.377									
26	Tom EDWARDS (NSW)	1:15.278	59.116	<b>58.898</b>	1:01.168	59.086					
39	Scott NICHOLSON (VIC)	1:10.948	1:02.596	1:01.509	1:01.090	1:01.147	<b>1:00.941</b>	1:01.140	5:20.956	1:13.218	1:01.087
10		1:00.972	1:01.130	1:01.186							
42	Jack PASSFIELD (NSW)	1:16.101	1:01.390	59.910	12:13.838	1:15.786	1:00.720	1:00.102	<b>59.814</b>	1:00.447	1:08.424
44	Tom BRAMICH (VIC)	1:12.789	1:01.552	1:01.768	1:01.304	<b>59.838</b>					
46	Aidan HAYES (NSW)	1:18.650	1:02.116	1:01.599	1:01.403	1:01.513	1:01.301	1:01.117	8:43.315	1:17.547	1:03.023
10		1:01.387	1:02.899	1:01.440	<b>1:00.913</b>						
58	Mitch KUHNE (QLD)	1:13.332	1:03.005	1:02.446	1:02.006	1:02.401	1:03.148	1:01.992	1:01.386	1:01.513	5:13.739
10		1:13.455	1:01.637	<b>1:01.030</b>	1:01.189	1:02.041	1:01.298	1:01.221	1:01.176	1:01.538	1:01.209
61	Rhys BELLING (VIC)	1:15.989	1:01.534	1:00.723	3:05.652	1:14.792	<b>1:00.367</b>	1:01.199	1:00.531	1:00.574	1:00.388
10		3:24.188	1:20.805	1:00.800	1:02.547	1:00.772	1:00.603	1:00.648	1:12.534		
68	Luke POWER (VIC)	1:15.116	1:00.844	1:00.327	1:00.160	1:00.936	1:00.286	1:00.342	4:18.053	1:12.112	1:00.568
10		1:00.454	1:00.335	1:00.292	<b>59.831</b>	1:00.029	1:04.196	2:44.010	1:17.252	1:00.305	
74	Timothy LARGE (VIC)	1:13.437	1:04.579	1:02.952	2:42.719	1:15.057	1:02.097	6:55.140	1:15.278	1:01.944	1:01.889
10		<b>1:00.967</b>									
86	Dallas SKEER (SA)	1:12.468	1:01.641	1:00.471	1:00.275	59.979	59.844	<b>59.746</b>	8:07.276	1:12.749	1:01.107
10		59.966	59.761	59.886	1:00.403	1:00.927					
96	Luke MITCHELL (NSW)	1:04.906	1:02.591	1:01.914	1:01.751	1:01.465	2:54.833	1:11.957	1:02.465	1:02.740	1:01.603
10		1:01.328	1:01.420	3:32.501	1:15.813	1:02.603	1:01.415	<b>1:01.225</b>	1:01.268	1:01.428	
127	Max STAUFFER (NSW)	1:13.456	1:00.461	59.787	59.691	2:32.188	1:09.810	59.329	59.576	3:43.386	1:12.374
10		59.351	58.964	<b>58.606</b>	58.887	59.480	59.799	1:51.214	1:16.925	59.090	

The results are provisional until the end of the time limit for protests and appeals.

*Scott Lang*  
 Chief Timekeeper - Scott Lang

*Tom Williams*  
 Race Director - Tom Williams

*Paul Hinds*  
 Clerk of Course - Paul Hinds



[www.computime.com.au](http://www.computime.com.au)  
 COMPUTIME RACE TIMING SYSTEMS PTY LTD





# Wakefield Park Raceway

## Round 3 : April 16 - 18



ASBK.COM.AU f t i y

### MOTORSPORTS TV SUPERSPORT CHAMPIONSHIP

#### Qualifying 2

Date: 17/04/21  
 Event: Q08  
 Weather: Partly cloudy - Temp: 17.8C  
 Track: Dry - Temp: 30.5C

Started at: 14:00:35  
 Laps: 25 Min  
 Starters: 16  
 Printed at: 14:35

#### PROVISIONAL SPLIT TIMES

Lap	Split 1	Split 2	Split 3	Lap Time	Lap	Split 1	Split 2	Split 3	Lap Time
<b>10 Noel MAHON (VIC) (15th)</b>					2	17.507	25.043	22.500	1:05.050
1	25.776	25.851	22.329	1:13.956 P	3	17.439	24.501	22.267	1:04.207
2	17.436	23.991	21.950	1:03.377	4	17.084	24.244	21.978	1:03.306
3	17.260	23.764	21.872	1:02.896	5	17.079	24.157	22.008	1:03.244
4	17.168	23.487	21.602	1:02.257	6	17.647	24.539	22.485	1:04.671
5	17.318	23.588	2:09.255	2:50.161	7	17.156	23.919	22.195	1:03.270
6	26.738	24.070	21.894	1:12.702 P	8	17.143	25.324	49.507	1:31.974
7	17.171	23.518	21.679	1:02.368	9	25.307	24.271	22.073	1:11.651 P
8	<b>17.104</b>	<b>23.403</b>	<b>21.549</b>	<b>1:02.056</b>	10	17.084	24.158	22.006	1:03.248
9	17.771	24.257	2:37.729	3:19.757	11	17.016	23.749	21.948	1:02.713
10	26.817	24.024	21.893	1:12.734 P	12	17.083	23.879	22.046	1:03.008
11	17.271	23.796	21.797	1:02.864	13	<b>16.974</b>	<b>23.542</b>	21.920	<b>1:02.436</b>
12	17.277	23.926	21.748	1:02.951	14	17.085	23.611	22.071	1:02.767
13	17.254	23.972	21.853	1:03.079	15	17.598	24.919	2:06.437	2:48.954
14	17.376	23.824	21.775	1:02.975	16	31.585	24.670	21.970	1:18.225 P
15	18.007	24.744	2:04.650	2:47.401	17	17.069	23.798	<b>21.754</b>	1:02.621
16	27.270	24.446	22.133	1:13.849 P	18	17.041	23.877	21.843	1:02.761
17	17.419	23.837	21.800	1:03.056	19	17.188	24.060	21.871	1:03.119
18	17.314	23.785	21.817	1:02.916	20	17.093	24.085	21.894	1:03.072
					21	17.120	24.115	22.142	1:03.377
<b>12 Joel TAYLOR (NSW) (9th)</b>					<b>26 Tom EDWARDS (NSW) (3rd)</b>				
1	23.658	24.814	21.884	1:10.356 P	1	29.140	24.195	21.943	1:15.278 P
2	16.785	23.082	21.427	1:01.294	2	15.933	22.350	20.833	59.116
3	16.429	23.000	<b>21.070</b>	<b>1:00.499</b>	3	<b>15.718</b>	22.370	<b>20.810</b>	<b>58.898</b>
4	16.366	23.031	21.180	1:00.577	4	15.931	23.282	21.955	1:01.168
5	<b>16.304</b>	<b>22.746</b>	21.697	1:00.747	5	15.883	<b>22.295</b>	20.908	59.086
<b>17 Broc PEARSON (QLD) (2nd)</b>					<b>39 Scott NICHOLSON (VIC) (11th)</b>				
1	27.265	25.487	21.790	1:14.542 P	1	25.210	23.967	21.771	1:10.948 P
2	16.065	23.099	20.771	59.935	2	16.848	23.904	21.844	1:02.596
3	15.924	22.580	20.868	59.372	3	16.703	23.346	21.460	1:01.509
4	16.297	22.956	20.818	1:00.071	4	16.648	23.160	21.282	1:01.090
5	15.849	22.369	20.668	<b>58.886</b>	5	16.600	23.090	21.457	1:01.147
6	15.910	25.025	10:27.519	11:08.454	6	<b>16.556</b>	23.135	21.250	<b>1:00.941</b>
7	25.307	23.601	21.105	1:10.013 P	7	16.620	23.109	21.411	1:01.140
8	16.051	22.590	20.921	59.562	8	17.225	25.222	4:38.509	5:20.956
9	15.823	22.500	20.835	59.158	9	27.643	23.644	21.931	1:13.218 P
10	<b>15.794</b>	22.538	20.795	59.127	10	16.652	23.197	21.238	1:01.087
11	15.851	22.540	20.764	59.155	11	16.647	23.173	<b>21.152</b>	1:00.972
12	15.909	<b>22.362</b>	<b>20.647</b>	58.918	12	16.867	<b>23.041</b>	21.222	1:01.130
13	16.500	25.970	21.255	1:03.725	13	16.724	23.184	21.278	1:01.186
14	15.922	22.492	20.746	59.160					
<b>23 Ryan SELLEN (NSW) (16th)</b>					<b>42 Jack PASSFIELD (NSW) (5th)</b>				
1	26.726	25.873	22.898	1:15.497 P	1	29.418	24.785	21.898	1:16.101 P

*Scott Laing*  
 Chief Timekeeper - Scott Laing

*Tom Williams*  
 Race Director - Tom Williams

*Paul Hinds*  
 Clerk of Course - Paul Hinds



www.computime.com.au  
 COMPUTIME RACE TIMING SYSTEMS PTY LTD





# Wakefield Park Raceway

## Round 3 : April 16 - 18



ASBK.COM.AU f t i y

### MOTORSPORTS TV SUPERSPORT CHAMPIONSHIP

#### Qualifying 2

Date: 17/04/21  
 Event: Q08  
 Weather: Partly cloudy - Temp: 17.8C  
 Track: Dry - Temp: 30.5C

Started at: 14:00:35  
 Laps: 25 Min  
 Starters: 16  
 Printed at: 14:35

#### PROVISIONAL SPLIT TIMES

Lap	Split 1	Split 2	Split 3	Lap Time	Lap	Split 1	Split 2	Split 3	Lap Time
2	17.083	23.219	21.088	1:01.390	12	16.674	23.290	21.673	1:01.637
3	<b>16.084</b>	22.720	21.106	59.910	13	16.609	<b>23.072</b>	<b>21.349</b>	<b>1:01.030</b>
4	16.436	23.414	11:33.988	12:13.838	14	<b>16.493</b>	23.258	21.438	1:01.189
5	29.931	24.247	21.608	1:15.786 P	15	16.799	23.457	21.785	1:02.041
6	16.662	22.916	21.142	1:00.720	16	16.673	23.239	21.386	1:01.298
7	16.135	22.861	21.106	1:00.102	17	16.650	23.090	21.481	1:01.221
8	16.116	<b>22.680</b>	<b>21.018</b>	<b>59.814</b>	18	16.607	23.181	21.388	1:01.176
9	16.284	22.881	21.282	1:00.447	19	16.641	23.427	21.470	1:01.538
10	17.926	26.711	23.787	1:08.424	20	16.720	23.128	21.361	1:01.209

#### 44 Tom BRAMICH (VIC) (7th)

#### 61 Rhys BELLING (VIC) (8th)

1	24.870	25.708	22.211	1:12.789 P
2	16.657	23.490	21.405	1:01.552
3	16.430	22.907	22.431	1:01.768
4	17.085	23.173	21.046	1:01.304
5	<b>16.251</b>	<b>22.548</b>	<b>21.039</b>	<b>59.838</b>

1	28.800	25.306	21.883	1:15.989 P
2	16.640	23.534	21.360	1:01.534
3	16.375	23.236	21.112	1:00.723
4	19.726	23.696	2:22.230	3:05.652
5	28.600	24.505	21.687	1:14.792 P
6	16.303	<b>22.847</b>	21.217	<b>1:00.367</b>
7	16.456	23.275	21.468	1:01.199
8	16.398	22.927	21.206	1:00.531
9	16.401	22.959	21.214	1:00.574
10	<b>16.229</b>	22.967	21.192	1:00.388
11	22.933	25.344	2:35.911	3:24.188
12	34.848	24.218	21.739	1:20.805 P
13	16.325	23.048	21.427	1:00.800
14	16.374	24.069	22.104	1:02.547
15	16.485	23.043	21.244	1:00.772
16	16.304	23.017	21.282	1:00.603
17	16.380	23.170	<b>21.098</b>	1:00.648
18	18.618	29.595	24.321	1:12.534

#### 46 Aidan HAYES (NSW) (10th)

1	32.148	24.253	22.249	1:18.650 P
2	16.722	23.628	21.766	1:02.116
3	16.511	23.551	21.537	1:01.599
4	<b>16.475</b>	23.365	21.563	1:01.403
5	16.712	23.234	21.567	1:01.513
6	16.617	23.227	<b>21.457</b>	1:01.301
7	16.499	23.085	21.533	1:01.117
8	16.512	24.944	8:01.859	8:43.315
9	31.311	24.062	22.174	1:17.547 P
10	17.621	23.655	21.747	1:03.023
11	16.643	23.072	21.672	1:01.387
12	16.883	23.970	22.046	1:02.899
13	16.623	23.191	21.626	1:01.440
14	16.503	<b>22.949</b>	21.461	<b>1:00.913</b>

#### 68 Luke POWER (VIC) (6th)

1	27.645	26.017	21.454	1:15.116 P
2	16.525	23.098	21.221	1:00.844
3	16.358	22.942	21.027	1:00.327
4	16.350	22.828	<b>20.982</b>	1:00.160
5	16.144	22.943	21.849	1:00.936
6	16.274	22.782	21.230	1:00.286
7	16.341	22.843	21.158	1:00.342
8	17.429	24.441	3:36.183	4:18.053
9	27.326	23.406	21.380	1:12.112 P
10	16.317	22.954	21.297	1:00.568
11	16.408	22.873	21.173	1:00.454
12	16.350	22.771	21.214	1:00.335
13	16.233	22.849	21.210	1:00.292
14	<b>16.125</b>	<b>22.689</b>	21.017	<b>59.831</b>

#### 58 Mitch KUHNE (QLD) (13th)

1	25.547	25.507	22.278	1:13.332 P
2	17.065	24.249	21.691	1:03.005
3	16.817	23.968	21.661	1:02.446
4	16.776	23.653	21.577	1:02.006
5	16.827	23.945	21.629	1:02.401
6	17.568	23.969	21.611	1:03.148
7	16.960	23.501	21.531	1:01.992
8	16.762	23.140	21.484	1:01.386
9	16.667	23.403	21.443	1:01.513
10	17.271	26.716	4:29.752	5:13.739
11	27.515	24.093	21.847	1:13.455 P

*Scott Laing*  
 Chief Timekeeper - Scott Laing

*Tom Williams*  
 Race Director - Tom Williams

*Paul Hinds*  
 Clerk of Course - Paul Hinds



www.computime.com.au  
 COMPUTIME RACE TIMING SYSTEMS PTY LTD





# Wakefield Park Raceway

## Round 3 : April 16 - 18



ASBK.COM.AU f t i y

### MOTORSPORTS TV SUPERSPORT CHAMPIONSHIP

#### Qualifying 2

Date: 17/04/21  
 Event: Q08  
 Weather: Partly cloudy - Temp: 17.8C  
 Track: Dry - Temp: 30.5C

Started at: 14:00:35  
 Laps: 25 Min  
 Starters: 16  
 Printed at: 14:35

#### PROVISIONAL SPLIT TIMES

Lap	Split 1	Split 2	Split 3	Lap Time	Lap	Split 1	Split 2	Split 3	Lap Time
15	16.199	22.732	21.098	1:00.029	4	16.788	23.841	21.285	1:01.914
16	16.134	23.841	24.221	1:04.196	5	16.712	23.673	21.366	1:01.751
17	45.283	27.036	1:31.691	2:44.010	6	16.595	23.580	21.290	1:01.465
18	28.515	24.744	23.993	1:17.252 P	7	18.011	24.565	2:12.257	2:54.833
19	16.289	22.919	21.097	1:00.305	8	24.752	25.121	22.084	1:11.957 P
					9	16.750	24.219	21.496	1:02.465
					10	17.243	23.984	21.513	1:02.740
<b>74 Timothy LARGE (VIC) (12th)</b>					11	16.796	23.338	21.469	1:01.603
1	25.322	25.851	22.264	1:13.437 P	12	16.571	23.399	21.358	1:01.328
2	17.713	24.588	22.278	1:04.579	13	16.644	23.477	21.299	1:01.420
3	17.102	23.656	22.194	1:02.952	14	17.631	24.771	2:50.099	3:32.501
4	18.937	25.957	1:57.825	2:42.719	15	29.763	24.267	21.783	1:15.813 P
5	28.856	24.363	21.838	1:15.057 P	16	16.960	24.142	21.501	1:02.603
6	17.066	23.436	21.595	1:02.097	17	16.653	23.433	21.329	1:01.415
7	17.613	25.023	6:12.504	6:55.140	18	<b>16.520</b>	23.448	21.257	<b>1:01.225</b>
8	30.246	23.512	21.520	1:15.278 P	19	16.707	<b>23.305</b>	<b>21.256</b>	1:01.268
9	16.790	23.425	21.729	1:01.944	20	16.628	23.447	21.353	1:01.428
10	16.913	23.396	21.580	1:01.889					
11	<b>16.644</b>	<b>23.122</b>	<b>21.201</b>	<b>1:00.967</b>					
					<b>127 Max STAUFFER (NSW) (1st)</b>				
<b>86 Dallas SKEER (SA) (4th)</b>					1	27.321	24.764	21.371	1:13.456 P
1	25.557	25.072	21.839	1:12.468 P	2	16.429	22.908	21.124	1:00.461
2	16.607	23.590	21.444	1:01.641	3	16.174	22.786	20.827	59.787
3	16.250	22.982	21.239	1:00.471	4	16.196	22.716	20.779	59.691
4	16.351	22.864	21.060	1:00.275	5	16.328	23.083	1:52.777	2:32.188
5	16.218	22.675	21.086	59.979	6	25.217	23.407	21.186	1:09.810 P
6	16.072	22.698	21.074	59.844	7	16.060	22.550	20.719	59.329
7	16.118	<b>22.623</b>	21.005	<b>59.746</b>	8	15.884	22.832	20.860	59.576
8	16.988	24.734	7:25.554	8:07.276	9	16.210	23.576	3:03.600	3:43.386
9	25.512	25.051	22.186	1:12.749 P	10	27.784	23.593	20.997	1:12.374 P
10	16.545	23.258	21.304	1:01.107	11	15.956	22.581	20.814	59.351
11	16.148	22.686	21.132	59.966	12	15.862	22.343	20.759	58.964
12	16.110	22.671	<b>20.980</b>	59.761	13	<b>15.765</b>	<b>22.256</b>	<b>20.585</b>	<b>58.606</b>
13	<b>16.064</b>	22.725	21.097	59.886	14	15.808	22.353	20.726	58.887
14	16.360	22.849	21.194	1:00.403	15	15.808	22.798	20.874	59.480
15	16.581	23.199	21.147	1:00.927	16	16.346	22.654	20.799	59.799
					17	18.015	22.971	1:10.228	1:51.214
<b>96 Luke MITCHELL (NSW) (14th)</b>					18	32.083	23.533	21.309	1:16.925 P
1	23.728	27.331	22.776	1:13.835	19	15.987	22.469	20.634	59.090
2	17.768	25.363	21.775	1:04.906					
3	17.171	24.023	21.397	1:02.591					

The results are provisional until the end of the time limit for protests and appeals.

*Scott Laing*  
 Chief Timekeeper - Scott Laing

*Tom Williams*  
 Race Director - Tom Williams

*Paul Hinds*  
 Clerk of Course - Paul Hinds



www.computime.com.au  
 COMPUTIME RACE TIMING SYSTEMS PTY LTD





# Wakefield Park Raceway

## Round 3 : April 16 - 18



ASBK.COM.AU f t i y

### MOTORSPORTS TV SUPERSPORT CHAMPIONSHIP

#### Qualifying 2

Date: 17/04/21  
 Event: Q08  
 Weather: Partly cloudy - Temp: 17.8C  
 Track: Dry - Temp: 30.5C

Started at: 14:00:35  
 Laps: 25 Min  
 Starters: 16  
 Printed at: 14:35

### PROVISIONAL FASTEST LAPS SEQUENCE

Race Time	No	Name	Machine	Fastest Lap	On Lap
1:25.899	10	Noel MAHON (VIC)	Kawasaki ZX6R	1:13.956	1
1:34.683	127	Max STAUFFER (NSW)	Yamaha YZF-R6	1:13.456	1
1:42.487	86	Dallas SKEER (SA)	Suzuki GSXR	1:12.468	1
2:07.019	12	Joel TAYLOR (NSW)	Yamaha YZF-R6	1:10.356	1
2:18.741	96	Luke MITCHELL (NSW)	Yamaha YZF-R6	1:04.906	1
2:29.276	10	Noel MAHON (VIC)	Kawasaki ZX6R	1:03.377	2
2:35.144	127	Max STAUFFER (NSW)	Yamaha YZF-R6	1:00.461	2
2:57.791	17	Broc PEARSON (QLD)	Yamaha YZF-R6	59.935	2
3:34.931	127	Max STAUFFER (NSW)	Yamaha YZF-R6	59.787	3
3:57.163	17	Broc PEARSON (QLD)	Yamaha YZF-R6	59.372	3
5:56.120	17	Broc PEARSON (QLD)	Yamaha YZF-R6	58.886	5
18:08.206	127	Max STAUFFER (NSW)	Yamaha YZF-R6	58.606	13

The results are provisional until the end of the time limit for protests and appeals.

*Scott Lang*  
 Chief Timekeeper - Scott Lang

*Tom Williams*  
 Race Director - Tom Williams

*Paul Hinds*  
 Clerk of Course - Paul Hinds



[www.computime.com.au](http://www.computime.com.au)  
 COMPUTIME RACE TIMING SYSTEMS PTY LTD





# Wakefield Park Raceway

## Round 3 : April 16 - 18



ASBK.COM.AU f t i y

### MOTORSPORTS TV SUPERSPORT CHAMPIONSHIP

#### Qualifying 2


Date: 17/04/21  
 Event: Q08  
 Weather: Partly cloudy - Temp: 17.8C  
 Track: Dry - Temp: 30.5C


Started at: 14:00:35  
 Laps: 25 Min  
 Starters: 16  
 Printed at: 14:35


#### PROVISIONAL BEST PARTIAL TIMES

Pos	Split 1		Split 2		Split 3		LAP		Ideal	Fastest
	Name	Time	Name	Time	Name	Time	Name	Time		
1	T. EDWARDS	15.718	M. STAUFFER	22.256	M. STAUFFER	20.585	M. STAUFFER	58.606	58.606	
2	M. STAUFFER	15.765	T. EDWARDS	22.295	B. PEARSON	20.647	B. PEARSON	58.803	58.886	
3	B. PEARSON	15.794	B. PEARSON	22.362	T. EDWARDS	20.810	T. EDWARDS	58.823	58.898	
4	D. SKEER	16.064	T. BRAMICH	22.548	D. SKEER	20.980	D. SKEER	59.667	59.746	
5	J. PASSFIELD	16.084	D. SKEER	22.623	L. POWER	20.982	J. PASSFIELD	59.782	59.814	
6	L. POWER	16.125	J. PASSFIELD	22.680	J. PASSFIELD	21.018	L. POWER	59.796	59.831	
7	R. BELLING	16.229	L. POWER	22.689	T. BRAMICH	21.039	T. BRAMICH	59.838	59.838	
8	T. BRAMICH	16.251	J. TAYLOR	22.746	J. TAYLOR	21.070	J. TAYLOR	1:00.120	1:00.499	
9	J. TAYLOR	16.304	R. BELLING	22.847	R. BELLING	21.098	R. BELLING	1:00.174	1:00.367	
10	A. HAYES	16.475	A. HAYES	22.949	S. NICHOLSON	21.152	S. NICHOLSON	1:00.749	1:00.941	
11	M. KUHNE	16.493	S. NICHOLSON	23.041	T. LARGE	21.201	A. HAYES	1:00.881	1:00.913	
12	L. MITCHELL	16.520	M. KUHNE	23.072	L. MITCHELL	21.256	M. KUHNE	1:00.914	1:01.030	
13	S. NICHOLSON	16.556	T. LARGE	23.122	M. KUHNE	21.349	T. LARGE	1:00.967	1:00.967	
14	T. LARGE	16.644	L. MITCHELL	23.305	A. HAYES	21.457	L. MITCHELL	1:01.081	1:01.225	
15	R. SELLEN	16.974	N. MAHON	23.403	N. MAHON	21.549	N. MAHON	1:02.056	1:02.056	
16	N. MAHON	17.104	R. SELLEN	23.542	R. SELLEN	21.754	R. SELLEN	1:02.270	1:02.436	

The results are provisional until the end of the time limit for protests and appeals.

  
 Chief Timekeeper - Scott Lang

  
 Race Director - Tom Williams

  
 Clerk of Course - Paul Hinds



[www.computime.com.au](http://www.computime.com.au)  
 COMPUTIME RACE TIMING SYSTEMS PTY LTD





# Wakefield Park Raceway

## Round 3 : April 16 - 18



ASBK.COM.AU f t i y

### MOTORSPORTS TV SUPERSPORT CHAMPIONSHIP Overall Qualifying

#### PROVISIONAL MERGED CLASSIFICATION

Date: 17/04/21


Printed at: 14:35


Pos	No	Name	Machine	Event Q03	Event Q08	Fastest Lap
1	17	Broc PEARSON (QLD) / YRD / Yamaha Motor Aust. / City2Surf Locksmith	Yamaha YZF-R6	58.526	58.886	58.526
2	127	Max STAUFFER (NSW) / GTR MotoStars Team / RS&C / Doctor Mak / Yamaha / YRD / Link / Pirelli	Yamaha YZF-R6	59.154	58.606	58.606
3	26	Tom EDWARDS (NSW) / Bikebiz / Andrea Homes	Yamaha YZF-R6	58.853	58.898	58.853
4	42	Jack PASSFIELD (NSW) / Stay Upright Rider Training / MCC Security / Dmoto / GASD Suspension	Yamaha YZF-R6	59.223	59.814	59.223
5	86	Dallas SKEER (SA) / Penrite Oils / Barry Francis M-c / Suzuki Aust. / Stefs T-port / Nolan Helmets	Suzuki GSXR	59.771	59.746	59.746
6	68	Luke POWER (VIC) / Proworx / Blayney M-cycles / Well Sprung M-cycle Suspension / Penrite Oils	Kawasaki ZX6R	1:00.060	59.831	59.831
7	44	Tom BRAMICH (VIC) / Apex / The Bare Bird / Nolan Helmets / Ricondi	Yamaha YZF-R6	1:00.185	59.838	59.838
8	39	Scott NICHOLSON (VIC) / Traction Control M-sport / G. Williams Motorcycle Eng. / RST Moto / KYT	Yamaha YZF-R6	1:00.042	1:00.941	1:00.042
9	61	Rhys BELLING (VIC) / LXI Racing / Yamaha Aust. / The Grinning Dingo / XXX- Rated Suspension	Yamaha YZF-R6	1:00.114	1:00.367	1:00.114
10	46	Aidan HAYES (NSW) / Hayes Johnston PL / Hayes Electrical / YRD / Sheppards Diesel / West Sliders	Yamaha YZF-R6	1:00.354	1:00.913	1:00.354
11	12	Joel TAYLOR (NSW) / JMT Civil / YRD	Yamaha YZF-R6	1:00.784	1:00.499	1:00.499
12	74	Timothy LARGE (VIC) / Race Center/ The Grinning Dingo /Ari Helmets / Coach Campbell	Yamaha YZF-R6	1:00.737	1:00.967	1:00.737
13	58	Mitch KUHNE (QLD) / Shark Leathers / Phresh Ink / NO FOMO Fit / Red Bull / Nolan/X-Lite Helmets	Yamaha YZF-R6	1:01.159	1:01.030	1:01.030
14	96	Luke MITCHELL (NSW) / JNL Racing Yamaha	Yamaha YZF-R6	1:01.065	1:01.225	1:01.065
15	10	Noel MAHON (VIC) / Ross Services / Aark Suspension & Tuning	Kawasaki ZX6R	1:02.375	1:02.056	1:02.056
16	23	Ryan SELLEN (NSW) / Two Wheel Obsession / Security Solutions	Yamaha YZF-R6	1:02.986	1:02.436	1:02.436

\*\*\* ALL RIDERS QUALIFY \*\*\*

The results are provisional until the end of the time limit for protests and appeals.

  
Chief Timekeeper - Scott Laing

  
Race Director - Tom Williams

  
Clerk of Course - Paul Hinds



[www.computime.com.au](http://www.computime.com.au)  
COMPUTIME RACE TIMING SYSTEMS PTY LTD







# Wakefield Park Raceway

## Round 3 : April 16 - 18



ASBK.COM.AU f t i y

### MOTORSPORTS TV AUSTRALIAN SUPERSPORT CHAMPIONSHIP EVENTS 7 & 12

#### PROVISIONAL MERGED GRID SHEET

Date: 17/04/21

Printed at: 14:35



1	17 B. PEARSON 58.526	2	127 M. STAUFFER 58.606	3	26 T. EDWARDS 58.853
2	42 J. PASSFIELD 59.223	5	86 D. SKEER 59.746	6	68 L. POWER 59.831
3	44 T. BRAMICH 59.838	8	39 S. NICHOLSON 1:00.042	9	61 R. BELLING 1:00.114
4	46 A. HAYES 1:00.354	11	12 J. TAYLOR 1:00.499	12	74 T. LARGE 1:00.737
5	58 M. KUHNE 1:01.030	14	96 L. MITCHELL 1:01.065	15	10 N. MAHON 1:02.056
6	23 R. SELLEN 1:02.436				

*Scott Lang*  
Chief Timekeeper - Scott Lang

*Tom Williams*  
Race Director - Tom Williams

*Paul Hinds*  
Clerk of Course - Paul Hinds



[www.computime.com.au](http://www.computime.com.au)  
COMPUTIME RACE TIMING SYSTEMS PTY LTD









# Wakefield Park Raceway

## Round 3 : April 16 - 18



ASBK.COM.AU    

### MOTORSPORTS TV SUPERSPORT CHAMPIONSHIP

#### Qualifying 2


Date: 17/04/21  
Event: Q08  
Weather: Partly cloudy - Temp: 17.8C  
Track: Dry - Temp: 30.5C

Started at: 14:00:35  
Laps: 25 Min  
Starters: 16  
Printed at: 14:35

### PROVISIONAL RACE INFORMATION

Time	Description
14:00:35	Event Start
14:07:15	Rider 44 (Tom BRAMICH) CRASHED TURN 2 - RIDER UP
14:08:05	Rider 12 (Joel TAYLOR) CRASHED TURN 3 - RIDER UP
14:13:14	TRACK TEMPS: Finish - 30.5C / Int 1 - 32.9C / Int 2 - 29.6C
14:25:44	Chequered Flag
14:28:20	Event Finish

The results are provisional until the end of the time limit for protests and appeals.



Chief Timekeeper - Scott Lang



Race Director - Tom Williams



Clerk of Course - Paul Hinds



[www.computime.com.au](http://www.computime.com.au)  
COMPUTIME RACE TIMING SYSTEMS PTY LTD

